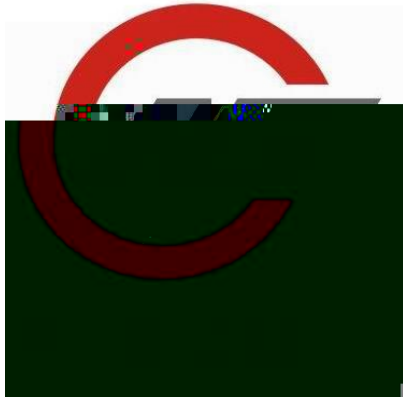


600282

2020







3 1 5		1000Mpa	
		20 SA-738Gr.B	
3 1 6		X80	
3 1 7		9%Ni 7%Ni 5%Ni 3.5%Ni -196 LNG	LNG LEG LPG

3 1 8

3

3.1 3

	2020	2019	%	2018
	47,906,285,930.71	43,620,513,500.75	9.83	41,194,585,952.13
	53,122,864,092.53	47,970,483,148.92	10.74	43,646,788,888.30
	2,845,914,989.35	2,606,224,358.06	9.20	4,008,192,215.36
	2,462,557,093.49	2,349,309,400.64	4.82	3,947,172,833.45
	23,730,253,011.75	16,776,789,408.57	41.45	15,378,951,063.71
	2,565,045,752.31	4,348,491,905.18	-41.01	4,938,472,682.58
	0.5550	0.5888	-5.75	0.9078
	0.5549	0.5886	-5.72	0.9078
%	14.53	16.37	1.84	29.81

38.72%

38.72%

2020 7

2020

"

"

"

"

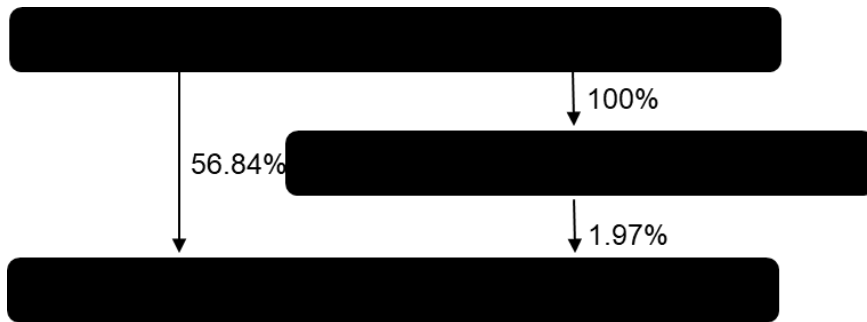
3.2

	13	46	79	1012
	11,532,256,486.45	12,826,048,894.44	14,300,889,855.78	14





4.2



4.3

4.4

10

5

1

1



3%

155.93

13.62%

14.90%

1.18

11.17

19.21%

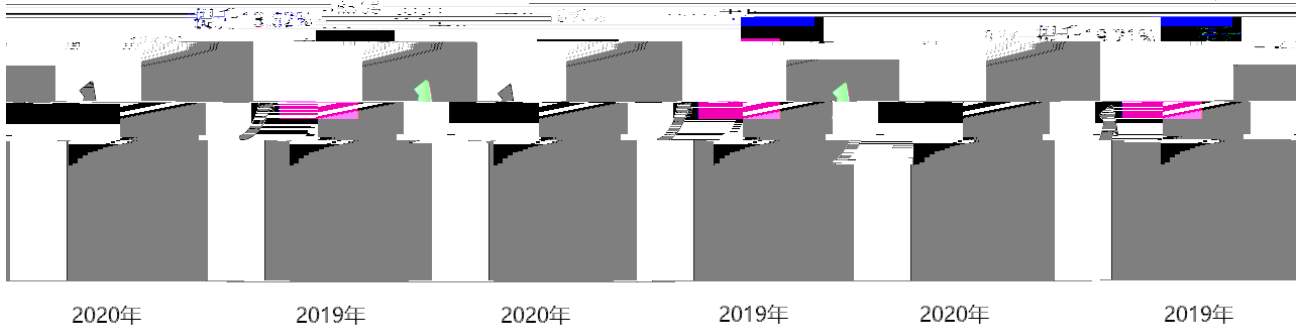
### 销量

### 毛利率

### 毛利总额

单位：万吨

单位：亿元



2020年

2019年

2020年

2019年

2020年

2019年

80%

20% 45% 90%

65%

90%

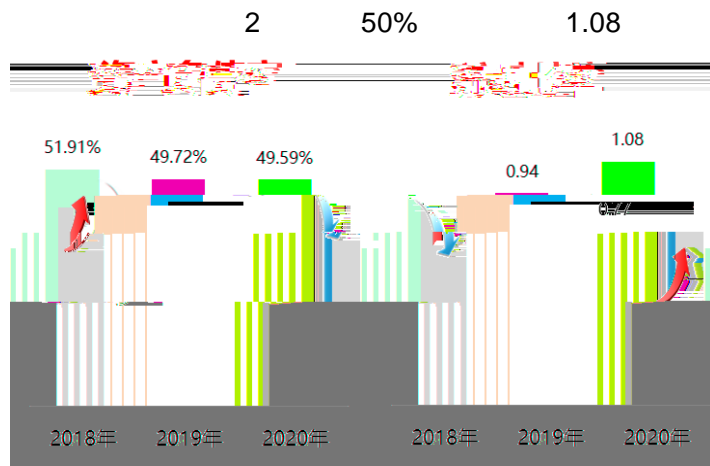
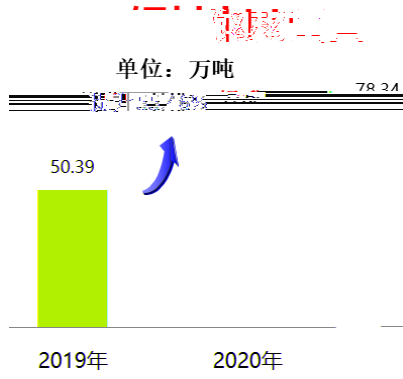
100%

8



78.34

55.46%



2


" "

			1,041.53	1,158.31	1,020.51
	5.20%	5.58%	2.87%	1,018.87	25.90
531.23		10.74%	31.88		5.27%
28.46					



10

5G AI



" JIT+C2M"

" "

2

100mmEH40 EH47

5Ni

D500W E500W

19

73

96%

" " " "

1

7

2.0

MES

ERP

CRM

C2M

95.7%

GMS

70% C2M

65%

3

171

71

13

6

1

4

96

207

66

"

TMCP

"

4

		15%	48%	47%	DDS	
			100mg m <sup>3</sup>		10mg m <sup>3</sup>	
		15.9			" 2020	"
	551.70kgce		2.0kgce		1.98	
	464kWh					
57.8%	6.2					
<b>5</b>						
			"	+	"	
			260			
	"	"				



2020

8,849

2

3

4

2017 7

14

2018 1 1

2020 1 1

2021 1 1

2020 1 1

5

6

2020

60

3

5

1

1

2020

"

"

"

"

"

"

2020

2021-028