



---

" "





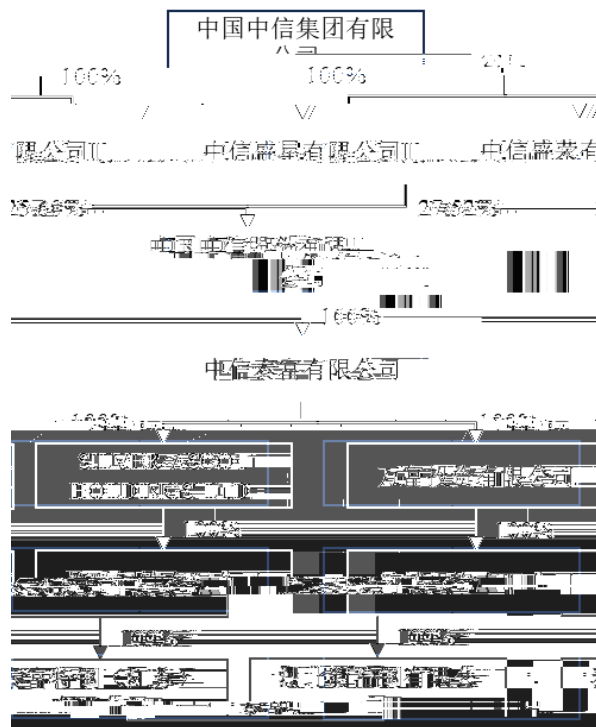
---

|       |  |          |
|-------|--|----------|
|       |  |          |
| / / / |  |          |
| /     |  |          |
| /     |  |          |
|       |  |          |
|       |  | 00267.HK |

|  |                    |
|--|--------------------|
|  |                    |
|  |                    |
|  | 75 4 803           |
|  |                    |
|  | 30,000             |
|  | 91320100MADATJG95H |
|  | 2024 2 26          |
|  | 2024 2 26          |
|  | 100%               |
|  |                    |
|  | 75 4 803           |
|  | 051080673358       |

|  |     |
|--|-----|
|  |     |
|  |     |
|  | 316 |

|  |             |
|--|-------------|
|  | 100%        |
|  |             |
|  | 316         |
|  | 07146297888 |



|                           |
|---------------------------|
| IPSON INVESTMENTS LIMITED |
|---------------------------|

|  |   |
|--|---|
|  |   |
|  | 1167386   |
|  | 2007 9 14                                       |
|  | 32/F, CITICTOWER, 1 TIM MAY AVENUE, CENTRAL, HK |
|  |   |

|  |                    |
|--|--------------------|
|  |                    |
|  |                    |
|  | 9110000010168558XU |
|  | 20,531,147.635903  |
|  | 1982 9 15          |
|  |                    |
|  | 10 1 89-102        |
|  | 10 1 89-102        |
|  | 100020             |
|  | 1982 9 15          |
|  | 010-64661710       |

---

|  |   |
|--|---|
|  | YAN LINK STEEL COMPANY LIMITED                  |
|  | 1167380   |
|  | 2007 9 14                                       |
|  | 32/F, CITIC TOWER, 1 TIM MEI AVENUE, CENTRAL HK |
|  |   |

---

|    |  |             |         |  |
|----|--|-------------|---------|--|
|    |  |             |         |  |
| 1  |  | 38,171,040  | 53.12%  |  |
| 2  |  | 248,000     | 100.00% |  |
| 3  |  | 5,250       | 100.00% |  |
| 4  |  | 23,000      | 70.00%  |  |
| 5  |  | 50,000      | 100.00% |  |
| 6  |  | 70,423      | 71.00%  |  |
| 7  |  | 448,197     | 100.00% |  |
| 8  |  | 65,800      | 100.00% |  |
| 9  |  | 15,000      | 100.00% |  |
| 10 |  | 4           | 100.00% |  |
| 11 |  | 20,000      | 100.00% |  |
| 12 |  | 105,000     | 100.00% |  |
| 13 |  | 162,400     | 100.00% |  |
| 14 |  | 100,000     | 100.00% |  |
| 15 |  | 50,000      | 100.00% |  |
| 16 |  | 71,345      | 100.00% |  |
| 17 |  | 15          | 100.00% |  |
| 18 |  | 1,000       | 100.00% |  |
| 19 |  | 280,000     | 100.00% |  |
| 20 |  | 541,488.667 | 31.67%  |  |

|  | <b>2023/12/31</b> | <b>2022/12/31</b> | <b>2021/12/31</b> |
|--|-------------------|-------------------|-------------------|
|  | 976,663.83        | 1,083,682.68      | 1,037,314.57      |
|  | 203.97            | 107,159.14        | 122,491.45        |
|  | 976,459.86        | 976,523.54        | 914,823.12        |
|  | 0.02%             | 9.89%             | 11.81%            |
|  | <b>2023</b>       | <b>2022</b>       | <b>2021</b>       |
|  | -                 | 278,261.60        | -                 |
|  | -63.67            | 253,727.35        | 8,075.16          |
|  | -63.67            | 239,700.42        | 8,075.16          |
|  | -0.01%            | 25.35%            | 0.89%             |

2021-2023

|  | <b>2023/12/31</b> | <b>2022/12/31</b> | <b>2021/12/31</b> |
|--|-------------------|-------------------|-------------------|
|--|-------------------|-------------------|-------------------|

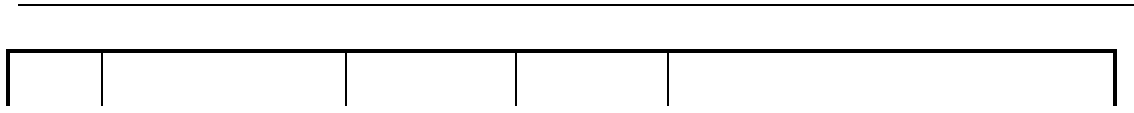
|  |            |            |            |
|--|------------|------------|------------|
|  | 527,722.84 | 146,899.90 | 311,594.78 |
|  | 28,661.57  | 54,349.55  | 45,769.96  |
|  | 31,390.78  | 51,499.86  | 44,794.36  |
|  | 17,205.60  | 51,499.86  | 44,794.36  |
|  | 3.40%      | 9.51%      | 7.95%      |

-

|  |  |  |  |  |
|--|--|--|--|--|
|  |  |  |  |  |
|  |  |  |  |  |
|  |  |  |  |  |
|  |  |  |  |  |
|  |  |  |  |  |
|  |  |  |  |  |
|  |  |  |  |  |
|  |  |  |  |  |
|  |  |  |  |  |
|  |  |  |  |  |

---

|  |  |  |  |  |
|--|--|--|--|--|
|  |  |  |  |  |
|  |  |  |  |  |
|  |  |  |  |  |
|  |  |  |  |  |
|  |  |  |  |  |
|  |  |  |  |  |
|  |  |  |  |  |
|  |  |  |  |  |
|  |  |  |  |  |
|  |  |  |  |  |



5


000099.SZ

38.71%


30.18%

8.45%

0.08%



|  |
|--|
|  |
|  |
|  |

















"

"

"

"

"

"

"

"

"

"



2023 12

31





---

---

---

---

---

---